



Adverse weather conditions and cancellation Procedures

Policy statement

There may be times when WAW Holiday Club sessions will have to be cancelled due to unforeseen circumstances. These may be:-

- Forest School leader or helper illness which prevents child/staff ratios being met
- Severe weather conditions (high winds and lightening) – see weather checks below for more details
- Any situation which poses a health and safety risk

Procedure

Weather checks














We will always use a local forecast the day before and on the day of the session. It is good practice to assess the site prior to taking out a client group. We will try and leave cancellation as late as possible.

Below is a short outline of conditions that may lead to a cancellation of a session:

- ✚ As a rough guide we don't enter woods in winds of force 6 increasing to 7. See Beaufort scale below. Or if we leave the woods.
- ✚ In windy conditions we will keep a watchful eye on the surrounding tree branches.
- ✚ Leave the wood if substantial tree branches are blowing at 20 degrees or more, or if group leader feels uncomfortable taking emergency 'safe' route out ASAP.
- ✚ Use a sheltered outdoor area (away from trees) areas as alternative, for example, the wooden structure behind the woodland's café. We also have an arrangement with the Woodman Pub to use a separate area in their building in an emergency
- ✚ Be aware that it is possible for tree limbs and branches to drop on any day.
- ✚ Ensure the school checks children's clothing before going out on cold days.
- ✚ Carry spare clothing and a shelter sheet, such as a parachute.
- ✚ If the children are getting too cold either warm them up through physical exercise, shared shelter or sitting by the fire

In the event of any of these situations arising cancellation decisions will be made as soon as possible. The parents will be called and helpers will be notified by telephone.

Beaufort Scale

Beaufort number	Wind Speed (mph)	Seaman's term		Effects on Land
0	Under 1	Calm		Calm; smoke rises vertically.
1	1-3	Light Air		Smoke drift indicates wind direction; vanes do not move.
2	4-7	Light Breeze		Wind felt on face; leaves rustle; vanes begin to move.
3	8-12	Gentle Breeze		Leaves, small twigs in constant motion; light flags extended.
4	13-18	Moderate Breeze		Dust, leaves and loose paper raised up; small branches move.
5	19-24	Fresh Breeze		Small trees begin to sway.
6	25-31	Strong Breeze		Large branches of trees in motion; whistling heard in wires.
7	32-38	Moderate Gale		Whole trees in motion; resistance felt in walking against the wind.
8	39-46	Fresh Gale		Twigs and small branches broken off trees.
9	47-54	Strong Gale		Slight structural damage occurs; slate blown from roofs.
10	55-63	Whole Gale		Seldom experienced on land; trees broken; structural damage occurs.
11	64-72	Storm		Very rarely experienced on land; usually with widespread damage.
12	73 or higher	Hurricane Force		Violence and destruction.

Signed; <i>Janine Young</i>	date; 10/7/17	review date;10/7/19
		10/7/21
		10.7.23
		10.7.25